

624R Low-speed Centrifuge



Features

- Speed : 6,000 rpm (3,960 xg); 4,800 rpm (3,888 xg)
- Capacity : 10 x 50 mL / c50 mL ; 24 x 15 mL ; 24 x 2.0 mL
- Fast cooling allows a temperature drop to 4°C within 5 minutes : function for quick start of cooled samples
- Compressor-off function : minimizes unnecessary cooling and frosting when lid is open
- Intuitive control interface with numeric input buttons allows easy setting and editing of running conditions
- Selectable time mode of "from starting" and "At Set SPEED" which is meant to start counting the running time when set speed is reached

Technical Specifications












Max. RPM/PCF for Fixed Angle	6,000 rpm / 3,960 xg
Max. RPM/PCF for Swing-out	4,800 rpm / 3,888 xg
Max. Capacity for Fixed Angle	6 x 50 mL
Max. Capacity for Swing-out	4 x 100 mL, 4 x 8 vacutainer tube, 2 x 2 MTPs
Temp. range (°C)	-10°C to 40°C
FAST cool button	Yes
Time control	Pulsed, timed <10 hr or continuous
Time counting range	Selectable, at set speed or from starting
Noise level (dependent on rotor)	≤60 dB

RCF/RPM conversion	Yes
ACC/DEC Ramps	9/10
Program Memory	100
Power Supply	AC 230V, 50Hz (AC 220-230V, 60/50Hz; 110V optional)
Power Requirement	900 VA
Dimension (W x D x H)	584 x 535 x 317 mm
Net Weight	65 kg
CE MARK	Yes
Cat No.	GZ-0624R

Fixed Angle Rotor, GRF-SR-50-6

- Capacity : 6 x 50 mL
- Max. RPM / RCF : 6,000 / 3,824
- Hole angle from axis during rotation : $\angle 25^\circ$
- Hole dimension ($\varnothing \times L$, mm) : 29.5 x 95.4
- Hole bottom type : Round
- Max. height for tube fit (mm) : 120
- Supplied with a lid and an O-ring inserted














Tube						
Tube capacity (mL)	15	15 mL conical	25 mL conical	25 mL conical	30	50
Tube Dimension ($\varnothing \times L$, mm)	16 x 120	17 x 120	28.8 x 83	28.8 x 78.5	25.7 x 101.4	29 x 108
Adapter						None
Cat No.	GAS-15(50)	GAS-c15(50)	GAS-c25(50)	GAS-c25(50)	GAS-30(50)	-
Adaptor hole dimension ($\varnothing \times L$, mm)	17 x 94	17 x 105	27.1 x 14.1	27.1 x 14.1	26 x 83.8	-
Adaptor hole bottom type	Round	Conical	Conical	Conical	Round	-
Max. radius (mm)	88.9	91	78.9	78.9	91.8	95
Max. RCF (g-force)	3,578	3,663	3,188	3,188	3,695	3,824

Fixed Angle Rotor, GRF-SR-c50-6

- Capacity : 6 x 50 mL conical
- Max. RPM / RCF : 6,000 / 3,960
- Hole angle from axis during rotation : $\angle 25^\circ$
- Hole dimension ($\varnothing \times L$, mm) : 30 x 108.6
- Hole bottom type : Conical
- Max. height for tube fit (mm) : 125
- Supplied with a lid and an O-ring inserted









Tube						
Tube capacity (mL)	15 mL conical	25 mL conical	25 mL conical	30	50	50 mL conical
Tube Dimension ($\varnothing \times L$, mm)	17 x 120	28.8 x 83	28.8 x 78.5	25.7 x 101.4	29 x 108	29.5 x 118
Adapter						None
Cat No.	GAS-c15(c50)	GAS-c25(c50)	GAS-c25(c50)	GAS-30(c50)	GAS-50(c50)	-
Adaptor hole dimension ($\varnothing \times L$, mm)	17 x 105	27.1 x 14.1	27.1 x 14.1	26 x 83.8	27.9 x 11	-
Adaptor hole bottom type	Conical	Conical	Conical	Round	Round	-
Max. radius (mm)	93.6	82.5	82.5	94.8	95.8	98.4
Max. RCF (g-force)	3,767	3,320	3,320	3,816	3,856	3,960

Fixed Angle Rotor, GRF-SR-m2.0-24



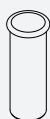
- Capacity : 24 x 1.5/2.0 mL | Max. RPM / RCF : 6,000 / 3,393
- Hole angle from axis during rotation : $\angle 45^\circ$ | Hole dimension ($\varnothing \times L$, mm) : 11.1 x 39
- Hole bottom type : Round | Max. height for tube fit (mm) : 52
- Supplied with a lid and O-ring inserted

Tube				
Tube capacity (mL)	0.2	0.5	1.5/2.0	2.0 mL screw cap
Tube Dimension ($\Phi \times L$, mm)	6 x 8	8 x 30	11 x 38	10.1 x 46
Adapter			None	None
Cat No.	GAS-m0.2(2)	GAS-m0.5(2)	-	-
Adaptor hole dimension ($\Phi \times L$, mm)	6.5 x 23	8 x 31	-	-
Adaptor hole bottom type	Open	Open	-	-
Max. radius (mm)	67	73	84.3	84.3
Max. RCF (g-force)	2,697	2,938	3,393	3,393

Angle Rotor, GRA-SR-50-10



















- Capacity : 10 x 50 mL or 50 mL Conical | Max. RPM / RCF : 4,000 / 2,508
- Hole angle rotation : $\angle 45^\circ$ | Hole dimension ($\varnothing \times L$, mm) : 32.2 x 13.5
- Supplied with 10 sleeves, No ID ring



50 mL Sleeve
GLB-50s-50A


Max. RPM / RCF : 4,000 / 2,549
 Hole dimension ($\varnothing \times L$, mm) : 30 x 99
 Max. height for tube fit (mm) : 130
 Hole bottom type : Flat bottom with rubber pad
 Supplied with 3.5 mm thick NBR pad












Tube									
Tube capacity (mL)	14 mL	15	15 mL conical	25 mL conical	25 mL conical	30	50	50 mL conical	50 mL conical (Skirt)
Tube Dimension ($\Phi \times L$, mm)	15.7 x 96	16 x 120	17 x 120	28.8 x 83	28.8 x 78.5	25.7 x 101.4	29 x 108	29.5 x 118	29.5 x 118
Adapter							None		None
Cat. No.	GAS-u14(f50)	GAS-u15(f50)	GAS-u15(f50)	GAS-c25(f50)	GAS-c25(f50)	GAS-30(f50)	-	GAS-c50(f50)	-
Rack hole dimension ($\Phi \times L$, mm)	17.2 x 75	17.2 x 87	17.2 x 87	27.1 x 14.1	27.1 x 14.1	26 x 86.5	-	29.5 x 17.5	-
Rack hole bottom type	Open	Open	Open	Conical	Conical	Round	-	Conical	-
Max. radius (mm)	141.9	141.9	141.9	115	115	135	142.5	142.5	142.5
Max. RCF (g-force)	2,538	2,538	2,538	2,057	2,057	2,415	2,549	2,549	2,549

Angle Rotor, GRA-SR-c50-10

- Capacity : 10 x 50 mL or 50 mL Conical | Max. RPM / RCF : 4,000 / 2,508
- Hole angle rotation : $\angle 45^\circ$ | Hole dimension ($\varnothing \times L$, mm) : 32.2 x 13.5
- Supplied with 10 sleeves, No ID ring



	50 mL Sleeve GLB-c50s-50A	Hole dimension ($\varnothing \times L$, mm) : 31 x 99 Max. height for tube fit (mm) : 130 Hole bottom type : Conical
---	--------------------------------------	--














Tube						
Tube capacity (mL)	15 mL conical	25 mL conical	25 mL conical	30	50	50 mL conical
Tube Dimension ($\Phi \times L$, mm)	17 x 120	28.8x83	28.8x78.5	25.7 x 101.4	29 x 108	29.5 x 118
Adapter						None
Cat No.	GAS-c15(c50)	GAS-c25(c50)	GAS-c25(c50)	GAS-30(c50)	GAS-50(c50)	-
Adaptor hole dimension ($\Phi \times L$,mm)	17 x 105	27.1 x 14.1	27.1 x 14.1	26 x 83.8	27.9 x 11	-
Adaptor hole bottom type	Conical	Conical	Conical	Round	Round	-
Max. radius (mm)	139.6	115	115	135.5	136.1	140
Max. RCF (g-force)	2,497	2,057	2,057	2,424	2,435	2,508

Angle Rotor, GRA-SR-15-24

- Capacity : 24 x 15 mL (12 outer, 12 inner)
- Max. RPM / RCF : 4,000 / 2,773
- Hole angle rotation : $\angle 45^\circ$ | Hole dimension ($\varnothing \times L$, mm) : 20.4 x 10
- Supplied with 24 sleeves | Rotor ID ring underneath the rotor body



	15 mL Sleeve GLB-15/10A	Hole dimension ($\varnothing \times L$, mm) : 18 x 87 Max. height for tube fit (mm) : 125 (120 for conical / wider cap) Hole bottom type : Flat bottom with rubber pad Supplied with 3.0 mm thick NBR pad
---	------------------------------------	--

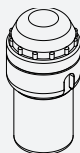
Tube								
Tube capacity (mL)	2.0~4 mL VT	4~7 mL VT	5 mL conical	5 mL conical	14 mL	8~10 mL VT	15	15 mL conical
Tube Dimension ($\Phi \times L$, mm)	13 x 75	13 x 100	16 x 59	16 x 67	15.7 x 96	16 x 100	16 x 120	17 x 120
Adapter						None	None	None
Cat No.	GAS-3(f15)	GAS-5(f15)	GAS-c5(f15)	GAS-c5(f15)	GAS-14(f15)	-	-	-
Adaptor hole dimension ($\Phi \times L$,mm)	13.5 x 61	13.5 x 85	14 x 20	14 x 20	16.5 x 7	-	-	-
Adaptor hole bottom type	Round	Open	Conical	Conical	Round	-	-	-
Max. radius (mm)*	inner 116.3 outer 132.3	inner 136.8 outer 152.8	inner 105.3 outer 121.3	inner 105.3 outer 121.3	inner 126.5 outer 142.5	inner 138 outer 155	inner 138 outer 155	inner 138 outer 155
Max. RCF (g-force)*	inner 2,080 outer 2,367	inner 2,447 outer 2,733	inner 1,884 outer 2,170	inner 1,884 outer 2,170	inner 2,263 outer 2,549	inner 2,469 outer 2,773	inner 2,469 outer 2,773	inner 2,469 outer 2,773

Swing Rotor, GRS-SR-100-4

- 4 loadings
- Max. RPM : 4,200
- Angle from axis during rotation : $\angle 90^\circ$
- Rotor dimension / weight ($\Phi \times L$, mm / g) : 206.3 x 53.5 / 860
- Supplied with a lubricant, No ID ring



Bio-Safe Porton Down Certified

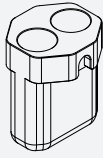


100 mL Bucket with a Cap
GLBB-b100-100

Max. RPM / RCF : 4,200 / 3,059
 Max. Radius (mm) : 155.1
 Hole dimension ($\Phi \times L$, mm) : 47 x 99
 Max. height for tube fit (mm) : 120 (w/ cap) / 130 (w/o cap)
 Hole bottom type : Flat
 Supplied with a cap and an O-ring, No cap version is available












Tube									
Tube capacity (mL)	1.5 ~ 2.0	2.0 mL screw cap	5 mL conical	5 mL conical	2.6 ~ 7	4 ~ 10	15	15 mL conical	15 mL conical
Tube Dimension ($\Phi \times L$, mm)	11 x 38	10.1 x 46	16 x 59	16 x 67	13 x 75	16 x 100	16 x 120	17 x 120	17 x 120
Adapter									
Cat. No.	GAM-m2.0-6(b100)	GAM-m2.0-6(b100)	GAM-c5-3(b100)	GAM-c5-3(b100)	GAM-7-5(b100)	GAM-10-5(b100)	GAM-15-3(b100)	GAM-15-3(b100)	GAS-c15(b100)
Rack capacity (ea / 4)	6 / 24	6 / 24	3/12	3/12	5 / 20	5 / 20	3 / 12	3 / 12	3 / 4
Rack hole dimension ($\Phi \times L$, mm)	11 x 39	11 x 39	17.2 x 52	17.2 x 52	13.5 x 60	16 x 60	17.5 x 105	17.2 x 106.5	17.2 x 106.5
Rack hole bottom type	Round	Round	Conical	Conical	Round	Flat	Flat	Conical	Conical
Max. height tube fit (mm)	115	115	75	75	115	115	120	120	120
Max. radius (mm)*	150.1	150.1	110.1	110.1	150.1	150.1	152.1	155.1	155.1
Max. RCF (g-force)*	2,960	2,960	2,171	2,171	2,960	2,960	3,000	3,059	3,059

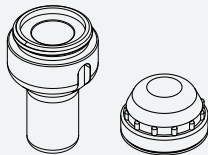
Tube								
Tube capacity (mL)	25 mL conical	25 mL conical	30	50	50 mL conical	50 mL conical (Skirted)	85	100
Tube Dimension ($\Phi \times L$, mm)	28.8 x 83	28.8 x 78.5	25.7 x 101.4	29 x 108	29.5 x 118	29.5 x 118	38 x 106	44 x 115
Adapter								
Cat. No.	GAS-c25(b100)	GAS-c25(b100)	GAS-30(b100)	GAS-50(b100)	GAS-c50(b100)	GAS-sc50(b100)	GAS-85(b100)	GAS-100(b100)
Rack capacity (ea / 4)	1 / 4	1 / 4	1 / 4	1 / 4	1 / 4	1 / 4	1 / 4	1 / 4
Rack hole dimension ($\Phi \times L$, mm)	17.2 x 52	17.2 x 52	26 x 86	29.5 x 95.9	30 x 100	29.8 x 100	38.5 x 96.4	44.2 x 93
Rack hole bottom type	Conical	Conical	Round	Round	Conical	Flat	Round	Round
Max. height tube fit (mm)	118	118	118	118	120	120	118	118
Max. radius (mm)*	153.5	153.5	153.5	153	153	153	153.5	150.1
Max. RCF (g-force)*	3,027	3,027	3,027	3,017	3,017	3,017	3,027	2,960



50 mL Conical Bucket
GLB-dc50-100

















Max. RPM / RCF : 4,200 / 3,059
 Max. Radius (mm) : 155.1
 Hole dimension (Ø x L, mm) : 30 x 89
 Max. height for tube fit (mm) : 125
 Hole bottom type : Conical

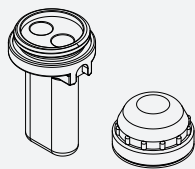
Tube						
Tube capacity (mL)	15 mL conical	25 mL conical	25 mL conical	30	50	50 mL conical
Tube Dimension (Φ x L, mm)	17 x 120	28.8 x 83	28.8 x 78.5	25.7 x 101.4	29 x 108	29.5 x 118
Adapter						None
Cat No.	GAS-c15(50)	GAS-c25(c50)	GAS-c25(c50)	GAS-30(c50)	GAS-50(c50)	-
Bucket capacity(ea / 6)	2 / 8	2 / 8	2 / 8	2 / 8	2 / 8	2 / 8
Adaptor hole dimension (Φ x L,mm)	17 x 105	27.1 x 14.1	27.1 x 14.1	26 x 83.8	27.9 x 11	-
Adaptor hole bottom type	Conical	Conical	Conical	Round	Round	-
Max. radius (mm)	152.5	118.5	118.5	143.9	144.1	155.1
Max. RCF (g-force)	3,008	2,337	2,337	2,838	2,842	3,059



50 mL Bucket with a Cap
GLB-b50-100




Max. RPM / RCF : 4,200 / 2,976
 Max. Radius (mm) : 150.9
 Hole dimension (Ø x L, mm) : 30.5 x 97
 Max. height for tube fit (mm) : 120 (w/ cap) / 125 (w/o cap)
 Supplied with 4.0 mm thick NBR pad, an O-ring, and a cap
 No cap version is available

Tube									
Tube capacity (mL)	14 mL	15	15 mL conical	25 mL conical	25 mL conical	30	50 mL conical	50 mL conical (Skirt)	50
Tube Dimension (Φ x L, mm)	15.7 x 96	16 x 120	17 x 120	28.8 x 83	28.8 x 78.5	25.7 x 101.4	29.5 x 118	29.5 x 118	29 x 108
Adapter								None	None
Cat No.	GAS-u14(f50)	GAS-u15(f50)	GAS-u15(f50)	GAS-c25(f50)	GAS-c25(f50)	GAS-30(f50)	GAS-c50(f50)	-	-
Adaptor hole dimension (Φ x L,mm)	17.2 x 75	17.2 x 87	17.2 x 87	27.1 x 14.1	27.1 x 14.1	26 x 86.5	29.5 x 17.5	-	-
Adaptor hole bottom type	Open	Open	Open	Conical	Conical	Round	Conical	-	-
Max. radius (mm)	150.9	150.9	150.9	117.1	117.1	142.1	150.9	150.9	142
Max. RCF (g-force)	2,976	2,976	2,976	2,309	2,309	2,802	2,976	2,976	2,976



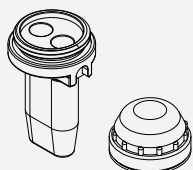
15 mL Dual Round Bucket
with a Cap
GLB-bd15-100

Max. RPM / RCF : 4,200 / 2,976
 Max. Radius (mm) : 150.9
 Hole dimension (Ø x L,mm) : 17 x 98
 Max. height for tube fit (mm) : 123 (w/ cap) / 127 (w/o cap)
 Hole bottom type : Round
 Supplied with a cap and O-ring, No cap version is available

Tube			
Tube capacity (mL)	15 mL glass	15 mL open top	15
Tube Dimension (Φ x L,mm)	16 x 100	16 x 114	16 x 120
Bucket capacity (ea / 6)	2 / 8	2 / 8	2 / 8
Max. height tube fit (mm)	123	123	123
Max. radius (mm)	150.9	150.9	150.9
Max. RCF (g-force)	2,976	2,976	2,976








Bio-Safe

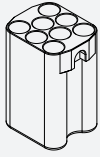
Porton Down Certified



15 mL Dual Conical Bucket
with a Cap
GLBB-bdc15-100

Max. RPM / RCF with : 4,200 / 3,059
 Max. Radius (mm) : 155.1
 Hole dimension (Ø x L, mm) : 17 x 97.5
 Max. height for tube fit (mm) : 120 (w/ cap) / 125 (w/o cap)
 Hole bottom type : Conical
 Supplied with a cap and O-ring, No cap version is available

Tube				
Tube capacity (mL)	5 mL conical	5 mL conical	14 mL	15 mL conical
Tube Dimension (Φ x L, mm)	16 x 59	16 x 67	15.7 x 96	17 x 120
Adapter				None
Cat No.	GAS-c5(c15)	GAS-c5(c15)	GAS-14(c15)	-
Bucket capacity (ea / 6)	2 / 8	2 / 8	2 / 8	2 / 8
Adaptor hole dimension (Φ x L,mm)	14.8 x 20	14.8 x 20	16 x 7.8	-
Adaptor hole bottom type	Conical	Conical	Round	-
Max. radius (mm)	102	102	115.1	155.1
Max. RCF (g-force)	2,012	2,012	2,279	3,059

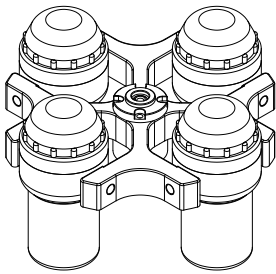


Vacutainer 10 mL Bucket
GLB-15-8-100

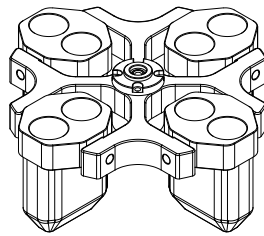
Max. RPM / RCF : 4,200 / 2,998
 Max. Radius (mm) : 152
 Hole dimension (Ø x L, mm) : 17 x 86
 Hole bottom type : Flat with rubber pad
 Max. height for tube fit (mm) : 115
 Supplied with 3.0 mm thick NBR rubber pad

Tube									
Tube capacity (mL)	2.0 ~ 4 mL VT	4 ~ 7 mL VT	5 mL conical	5 mL conical	14 mL	8 ~ 10 mL VT	15 mL glass	15 mL open top	15
Tube Dimension (Φ x L, mm)	13 x 75	13 x 100	16 x 59	16 x 67	15.7 x 96	16 x 100	16 x 100	16 x 114	16 x 120
Adapter						None	None	None	None
Cat No.	GAS-3(f15)	GAS-5(f15)	GAS-c5(f15)	GAS-c5(f15)	GAS-14(f15)	-	-	-	-
Bucket capacity (ea / 6)	8 / 32	8 / 32	4 / 16	4 / 16	4 / 16	8 / 32	8 / 32	8 / 32	2 / 8
Adaptor hole dimension (Φ x L, mm)	13.5 x 61	13.5 x 85	14 x 20	14 x 20	16.5 x 7	-	-	-	-
Adaptor hole bottom type	Round	Open	Conical	Conical	Round	-	-	-	-
Max. height tube fit (mm)	88	115	75	75	103.5	115	115	115	125(center)
Max. radius (mm)*	125	152	112	112	140.5	152	152	152	152
Max. RCF (g-force)*	2,465	2,998	2,209	2,209	2,771	2,998	2,998	2,998	2,998

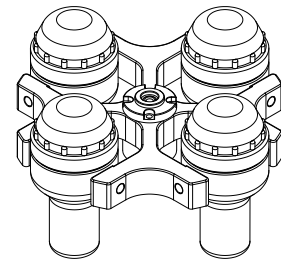
Adaptable Buckets of Rotor, GRS-SR-100-4



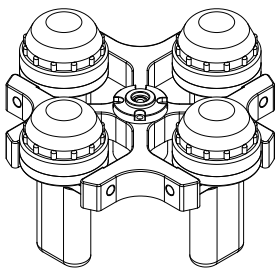
GLBB-b100-100



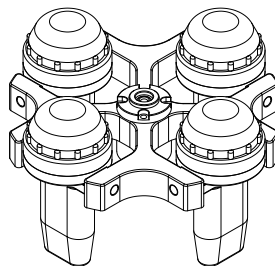
GLB-dc50-100



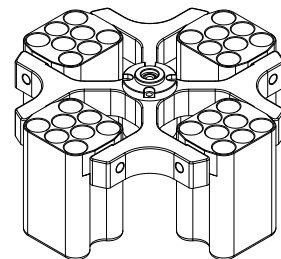
GLB-b50-100



GLB-bd15-100



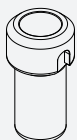
GLBB-bdc15-100



GLB-15-8-100

















Swing Rotor, GRS-SR-50-4

- 4 loadings | Max. RPM : 4,800
- Angle from axis during rotation: $\angle 90^\circ$
- Rotor ID ring underneath the rotor body
- Supplied with a lubricant



50 mL Bucket
GLB-50-50












Max. RPM / RCF : 4,800 / 3,888
 Max. Radius (mm) : 150.9
 Hole dimension ($\varnothing \times L$, mm) : 30.5 x 91
 Max. height for tube fit (mm) : 125
 Supplied with 4.0 mm thick NBR pad

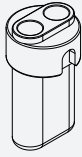
Tube									
Tube capacity (mL)	14 mL	15	15 mL conical	25 mL conical	25 mL conical	30	50 mL conical	50 mL conical (Skirt)	50
Tube Dimension ($\varnothing \times L$, mm)	15.7 x 96	16 x 120	17 x 120	28.8 x 83	28.8 x 78.5	25.7 x 101.4	29.5 x 118	29.5 x 118	29 x 108
Adapter								None	None
Cat No.	GAS-u14(f50)	GAS-u15(f50)	GAS-u15(f50)	GAS-c25(f50)	GAS-c25(f50)	GAS-30(f50)	GAS-c50(f50)	-	-
Adaptor hole dimension ($\varnothing \times L$, mm)	17.2 x 75	17.2 x 87	17.2 x 87	27.1 x 14.1	27.1 x 14.1	26 x 86.5	29.5 x 17.5	-	-
Adaptor hole bottom type	Open	Open	Open	Conical	Conical	Round	Conical	-	-
Max. radius (mm)	150.9	150.9	150.9	117.1	117.1	142.1	150.9	150.9	142
Max. RCF (g-force)	3,888	3,888	3,888	3,055	3,055	3,699	3,699	3,888	3,888



50 mL Bucket
GLB-c50-50








Max. RPM / RCF : 4,800 / 3,888
 Max. Radius (mm) : 150.9
 Hole dimension ($\varnothing \times L$, mm) : 29.5 x 91.5
 Max. height for tube fit (mm) : 125
 Hole bottom type : Conical

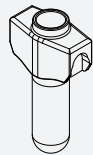
Tube						
Tube capacity (mL)	15 mL conical	25 mL conical	25 mL conical	30	50	50 mL conical
Tube Dimension ($\varnothing \times L$, mm)	17 x 120	28.8 x 83	28.8 x 78.5	25.7 x 101.4	29 x 108	29.5 x 118
Adapter						None
Cat. No.	GAS-c15(c50)	GAS-c25(c50)	GAS-c25(c50)	GAS-30(c50)	GAS-50(c50)	-
Rack hole dimension ($\varnothing \times L$, mm)	17 x 105	27.1 x 14.1	27.1 x 14.1	26 x 83.8	27.9 x 11	-
Rack hole bottom type	Conical	Conical	Conical	Round	Round	-
Max. radius (mm)	150.9	119.9	119.9	145.3	145.5	150.9
Max. RCF (g-force)	3,887	3,088	3,088	3,743	3,748	3,888



15 mL Dual Conical Bucket
GLB-dc15-50




Max. RPM / RCF : 4,800 / 3,888
 Max. Radius (mm) : 150.9
 Hole dimension (Ø x L, mm) : 17 x 91.5
 Max. height for tube fit (mm) : 120
 Hole bottom type : Conical

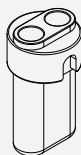
Tube				
Tube capacity (mL)	5 mL conical	5 mL conical	14 mL	15 mL conical
Tube Dimension (Φ x L, mm)	16 x 59	16 x 67	15.7 x 96	17 x 120
Adapter				None
Cat No.	GAS-c5(c15)	GAS-c5(c15)	GAS-14(c15)	-
Adaptor hole dimension (Φ x L,mm)	14.8 x 20	14.8 x 20	16 x 7.8	-
Adaptor hole bottom type	Conical	Conical	Round	-
Max. radius (mm)	98.6	98.6	131.6	150.9
Max. RCF (g-force)	2,540	2,540	3,390	3,888



15 mL Round Bucket
GLB-15-50




Max. RPM / RCF : 4,800 / 3,888
 Max. Radius (mm) : 150.9
 Hole dimension (Ø x L, mm) : 17 x 93
 Max. height for tube fit (mm) : 125
 Hole bottom type : Round

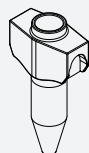
Tube			
Tube capacity (mL)	15 mL glass	15 mL open top	15
Tube Dimension (Φ x L,mm)	16 x 100	16 x 114	16 x 120
Max. height tube fit (mm)	125	125	125
Max. radius (mm)	150.9	150.9	150.9
Max. RCF (g-force)	3,888	3,888	3,888



15 mL Dual Round Bucket
GLB-d15-50








Max. RPM / RCF : 4,800 / 3,888
 Max. Radius (mm) : 150.9
 Hole dimension (Ø x L,mm) : 17 x 91.5
 Max. height for tube fit (mm) : 125
 Hole bottom type : Round

Tube			
Tube capacity (mL)	15 mL glass	15 mL open top	15
Tube Dimension (Φ x L,mm)	16 x 100	16 x 114	16 x 120
Max. height tube fit (mm)	125	125	125
Max. radius (mm)	150.9	150.9	150.9
Max. RCF (g-force)	3,888	3,888	3,888



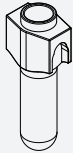
15 mL Conical Bucket
GLB-c15-50

Max. RPM / RCF : 4,800 / 3,888
 Max. Radius (mm) : 150.9
 Hole dimension (Ø x L,mm) : 17 x 92.5
 Max. height for tube fit (mm) : 125
 Hole bottom type : Conical

Tube				
Tube capacity (mL)	5 mL conical	5 mL conical	14 mL	15 mL conical
Tube Dimension (Φ x L, mm)	16 x 59	16 x 67	15.7 x 96	17 x 120
Adapter				None
Cat No.	GAS-c5(c15)	GAS-c5(c15)	GAS-14(c15)	-
Adaptor hole dimension (Φ x L,mm)	14.8 x 20	14.8 x 20	16 x 7.8	-
Adaptor hole bottom type	Conical	Conical	Round	-
Max. radius (mm)	99.8	99.8	132.8	150.9
Max. RCF (g-force)	2,571	2,571	3,421	3,888




Swing Rotor, GRS-SR-15-6

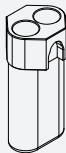
- 6 loadings
- Max. RPM : 4,400
- Angle from axis during rotation: $\angle 90^\circ$
- Rotor ID ring underneath the rotor body
- Supplied with a lubricant



**15 mL Round Bucket
GLB-15-15**








Max. RPM / RCF with GRS-SR-15-6 : 4,400 / 3,420
 Max. Radius (mm) with GRS-SR-15-6 : 158
 Hole dimension ($\varnothing \times L$,mm) : 17 x 93.8
 Max. height for tube fit (mm) : 125
 Hole bottom type : Round

Tube			
Tube capacity (mL)	15 mL glass	15 mL open top	15
Tube Dimension ($\Phi \times L$,mm)	16 x 100	16 x 114	16 x 120
Max. height tube fit (mm)	120	120	120
Max. radius (mm)*	158	158	158
Max. RCF (g-force)*	3,420	3,420	3,420



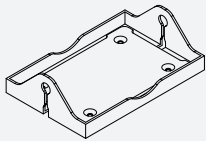
**15 mL Dual Round Bucket
GLB-d15-15**

Max. RPM / RCF : 4,400 / 3,312
 Max. Radius (mm) : 153
 Hole dimension ($\varnothing \times L$,mm) : 17 x 88
 Max. height for tube fit (mm) : 122
 Supplied with 3.0 mm thick NBR rubber pad

Tube					
Tube capacity (mL)	2.0 ~ 4 mL VT	4 ~ 7 mL VT	8 ~ 10 mL VT	15 mL glass	15 mL open top
Tube Dimension ($\Phi \times L$, mm)	13 x 75	13 x 100	16 x 100	16 x 100	16 x 114
Adapter			None	None	None
Cat No.	GAS 3(f15)	GAS-5(f15)	-	-	-
Bucket capacity (ea / 6)	2/12	2/12	2/12	2/12	2/12
Adaptor hole dimension ($\Phi \times L$,mm)	13.5 x 61	13.5 x 85	-	-	-
Adaptor hole bottom type	Round	Open	-	-	-
Max. height tube fit (mm)	95	123	123	123	123
Max. radius (mm)*	126	153	153	153	153
Max. RCF (g-force)*	2,727	3,312	3,312	3,312	3,312

Swing Rotor, GRS-SR-mw-2

- 2 loadings
- Max. RPM : 4,000
- Angle from axis during rotation: $\angle 90^\circ$
- Supplied with microplate holder, No ID ring



Microplate Bucket
GLP-mw

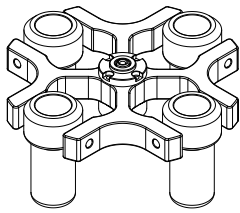
Max. RPM / RCF : 4,000 / 2,000
 Max. Radius (mm) : 111.8
 Hole dimension (w x d, mm) : 86.5 x 128.5
 Max. height for tube fit (mm) : 35
 Supplied with 3.0 mm thick ABS pad



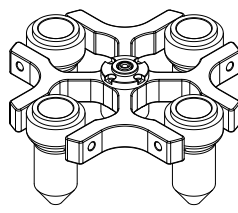
Tube

Tube capacity (mL)	MTP
Tube Dimension (Φ x L, mm)	86 x 128 x 15
Bucket capacity (ea / 2)	2 / 4

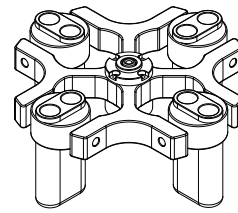
Adaptable Buckets of Rotor, GRS-SR-50-4



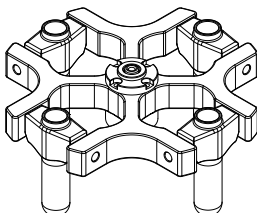
GLB-50-50



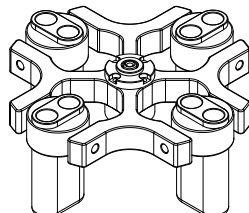
GLB-c50-50



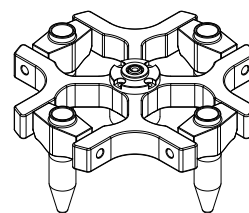
GLB-dc15-50



GLB-15-50



GLB-d15-50



GLB-c15-50



CONTACT OPIRA NOW
1300 157 969
SOLUTIONS@OPIRA.COM.AU

OPIRA BRISBANE
32 DIVIDEND ST
MANSFIELD, QLD 4122

OPIRA MELBOURNE
25 GRAHAM RD
CLAYTON SOUTH, VIC 3169

OPIRA PERTH
9 EARLSTON PLACE
BOORAGOON, WA 6154

OPIRA SYDNEY
20 DUKE ST
FORESTVILLE, NSW 2087

