

1730R Micro Centrifuge



Features

- Speed : 17,000 rpm (27,237 xg)
- Capacity : 12 x c5.0 mL; 36 x1.5/2.0 mL; 8 x 8 PCR strips
- Fast cooling function for cooled samples
- Selectable time mode of "from starting" and "At Set SPEED"
- "PULSE" key for quick spin
- Time & Temperature can be modified during operation : Key lock function
- All Rotors equipped with "Easy-Lock" Lid
- Swing-out rotor for 1.5/2.0 mL extends application

Technical Specifications



Max. RPM/PCF for Fixed Angle	17,000 rpm / 27,237 xg
Max. RPM/PCF for Swing-out	13,000 rpm / 16,343 xg
Max. Capacity for Fixed Angle	36 x 1.5/2.0 mL, 12 x 5.0 mL, 8 PCR strips
Max. Capacity for Swing-out	4 x 4 x 1.5/2.0 mL
Temp. Range (°C)	-20°C to 40°C
Fast Cool Button	Yes
Time Control	Pulse, timed <100 min or continuous
Time Counting Range	Selectable, at set speed or from starting
Noise Level (dependent on rotor)	≤56 dB

RCF/RPM Conversion	Yes
ACC/DEC Ramps	9/10
Program Memory	100
Power Supply	AC 230V, 50Hz (AC 220-230V, 60/50Hz; 110V optional)
Power Requirement	2.0 kVA
Dimension (W x D x H)	310 x 620 x 265 mm
Net Weight	43 kg
CE MARK	Yes
Cat No.	GZ-1730R

Fixed Angle Rotor, GRE-M-m5.0-12

- Capacity : 12 x 5.0 mL
- Max. RPM / RCF : 15,000 / 22,967
- Hole angle from axis during rotation : $\angle 45^\circ$
- Hole dimension ($\varnothing \times L$,mm) : 17 x 53
- Hole bottom type : Conical
- Max. height for tube fit (mm) : 68
- Supplied with a lid and two V-rings inserted











Tube		
Tube capacity (mL)	5.0	5.0
Tube Dimension ($\Phi \times L$,mm)	16 x 59	16 x 67
Max. radius (mm)	91.3	91.3
Max. RCF (g-force)	22,967	22,967

Fixed Angle Rotor, GRE-M-m2.0-36

- Capacity : 36 x 1.5/2.0 mL (24 outer, 12 inner) plus 12 x 0.2 mL(inner)
- Max. RPM / RCF : 15,000 / 21,206
- Hole angle from axis during rotation : $\angle 45^\circ$
- Hole dimension ($\varnothing \times L$,mm) : 11.1 x 39
- Hole bottom type : Round
- Max. height for tube fit (mm) : 52
- Supplied with a lid and two V-rings inserted









Tube						
Tube capacity (mL)	0.2	0.2	0.5	1.5/2.0	2.0 mL filter tube	2.0 mL screw cap
Tube Dimension ($\Phi \times L$, mm)	6 x 8	6 x 8	8 x 30	11 x 38	11 x 38	10.1 x 46
Adapter	None			None	None	None
Cat No.	-	GAS-m0.2(2)	GAS-m0.2(2)	-	-	-
Adaptor hole dimension ($\Phi \times L$,mm)	-	6.5 x 23	8 x 31	-	-	-
Adaptor hole bottom type	-	Open	Open	-	-	-
Max. radius (mm)*	Inner 58.2	Inner 53.5 Outer 67	Inner 60.5 Outer 73	Inner 70.9 Outer 84.3	70.9	Inner 70.9 Outer 84.3
Max. RCF (g-force)*	Inner 14,640	Inner 13,458 Outer 16,854	Inner 15,219 Outer 18,363	Inner 17,835 Outer 21,206	17,835	Inner 17,835 Outer 21,206

Fixed Angle Rotor, GREB-M-m2.0-30

Bio-Safe Manufacturer Validated

- Capacity : 30 x 1.5/2.0 mL
- Max. RPM / RCF : 15,000 / 24,249
- Hole angle from axis during rotation : $\angle 45^\circ$
- Hole dimension ($\varnothing \times L, \text{mm}$) : 11.1 x 39
- Hole bottom type : Round
- Max. height for tube fit (mm) : 52
- Supplied with a lid and two V-rings inserted









				
Tube				
Tube capacity (mL)	0.2	0.5	1.5/2.0	2.0 mL screw cap
Tube Dimension ($\varnothing \times L, \text{mm}$)	6 x 8	8 x 30	11 x 38	10.1 x 46
Adapter			None	None
Cat No.	GAS-m0.2(2)	GAS-m0.5(2)	-	-
Adaptor hole dimension ($\varnothing \times L, \text{mm}$)	6.5 x 23	8 x 31	-	-
Adaptor hole bottom type	Open	Open	-	-
Max. radius (mm)*	79	86	96.4	96.4
Max. RCF (g-force)*	19,872	21,633	24,249	24,249

Fixed Angle Rotor, GREB-M-m2.0-24

Bio-Safe Porton Down Certified

- Capacity : 24 x 1.5/2.0 mL
- Max. RPM / RCF : 17,000 / 27,237
- Hole angle from axis during rotation : $\angle 45^\circ$
- Hole dimension ($\varnothing \times L, \text{mm}$) : 11.1 x 39
- Hole bottom type : Round
- Max. height for tube fit (mm) : 52
- Supplied with a lid and two V-rings inserted










				
Tube				
Tube capacity (mL)	0.2	0.5	1.5/2.0	2.0 mL screw cap
Tube Dimension ($\varnothing \times L, \text{mm}$)	6 x 8	8 x 30	11 x 38	10.1 x 46
Adapter			None	None
Cat No.	GAS-m0.2(2)	GAS-m0.5(2)	-	-
Adaptor hole dimension ($\varnothing \times L, \text{mm}$)	6.5 x 23	8 x 31	-	-
Adaptor hole bottom type	Open	Open	-	-
Max. radius (mm)*	67	73	84.3	84.3
Max. RCF (g-force)*	21,648	23,910	27,237	27,237

Fixed Angle Rotor, GRE-M-m2.0-18

- Capacity : 18 x 1.5/2.0 mL
- Max. RPM / RCF : 15,000 / 18,891
- Hole angle from axis during rotation : $\angle 40^\circ$
- Hole dimension ($\varnothing \times L$,mm) : 11.1 x 39
- Hole bottom type : Round
- Max. height for tube fit (mm) : 65
- Supplied with a lid and two V-rings inserted





Tube					
Tube capacity (mL)	0.2	0.5	1.5/2.0	2.0 mL filter tube	2.0 mL screw cap
Tube Dimension ($\Phi \times L$, mm)	6 x 8	8 x 30	11 x 38	11 x 38	10.1 x 46
Adapter			None	None	None
Cat No.	GAS-m0.2(2)	GAS-m0.5(2)	-	-	-
Adaptor hole dimension ($\Phi \times L$,mm)	6.5 x 23	8 x 31	-	-	-
Adaptor hole bottom type	Open	Open	-	-	-
Max. radius (mm)*	57.8	63.8	75.1	75.1	75.1
Max. RCF (g-force)*	14,540	16,049	18,891	18,891	18,891

Fixed Angle Rotor, GRE-M-s0.2-64

- Capacity : 8 x8-Tube PCR strips, 64 x 0.2 mL
- Max. RPM / RCF : 12,500 / 11,722
- Hole angle from axis during rotation : $\angle 45^\circ$
- Hole dimension ($\varnothing \times L$,mm) : 6.5 x 16
- Hole bottom type : Round
- Max. height for tube fit (mm) : 25
- Supplied with a lid and two V-rings inserted



Tube		
Tube capacity (mL)	0.2	8-Strip tube
Tube dimension ($\Phi \times L$, mm)	6 x 8	6 x 8
Max. radius (mm)	Inner 58.6 Outer 67.1	Inner 58.6 Outer 67.1
Max. RCF (g-force)	Inner 10,237 Outer 11,722	Inner 10,237 Outer 11,722



OPIRA BRISBANE
32 DIVIDEND STREET
MANSFIELD, QLD 4122

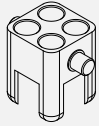
OPIRA PERTH
9 EARLSTON PLACE
BOORAGOON, WA 6154

OPIRA MELBOURNE
25 GRAHAM ROAD
CLAYTON SOUTH, VIC 3169

OPIRA SYDNEY
20 DUKE ST
FORESTVILLE, NSW 2087







Windshield Swing-out Rotor, GRD-M-m2.0-16

- 4 loadings | Capacity : 16 x 1.5/2.0 mL
- Max. RPM / RCF : 13,000 / 15,682 | Hole angle from axis during rotation : $\angle 90^\circ$
- Supplied with two V-rings inserted incl. four buckets and a lid



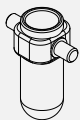
Microtube 1.5/2.0 mL
Quaduple Bucket
GLB-m2.0-4(16)

Hole dimension (\emptyset x L,mm) : 11.1 x 19
Hole bottom type : Open
Max. height for tube fit (mm) : 50
Bucket material : Aluminum alloy, anodized, autoclavable

Tube				
Tube capacity (mL)	0.2	0.5	1.5/2.0	2.0 mL screw cap
Tube Dimension (Φ x L, mm)	6 x 8	8 x 30	11 x 38	10.1 x 46
Adapter			None	None
Cat No.	GAS-m0.2(2)	GAS-m0.5(2)	-	-
Adaptor hole dimension (Φ x L,mm)	6.5 x 23	8 x 31	-	-
Adaptor hole bottom type	Open	Open	-	-
Max. radius (mm)*	66	74	83	83
Max. RCF (g-force)*	12,470	13,982	15,682	15,682







Windshield Swing-out Rotor, GRD-M-m2.0-8

- Capacity : 8 x 1.5/2.0 mL | Max. RPM / RCF : 13,000 / 16,343
- Hole angle from axis during rotation : $\angle 90^\circ$
- Autoclavable & Easy-Lock type, Rotor ID ring underneath the rotor body
- Supplied with two V-rings inserted incl. eight buckets and a lid



Microtube 1.5/2.0 mL Bucket
GLB-m2.0(8)

Hole dimension (\emptyset x L,mm) : 11.1 x 39
Hole bottom type : Round
Max. height for tube fit (mm) : 48

Tube				
Tube capacity (mL)	0.2	0.5	1.5/2.0	2.0 mL screw cap
Tube Dimension (Φ x L, mm)	6 x 8	8 x 30	11 x 38	10.1 x 46
Adapter			None	None
Cat No.	GAS-m0.2(2)	GAS-m0.5(2)	-	-
Adaptor hole dimension (Φ x L,mm)	6.5 x 23	8 x 31	-	-
Adaptor hole bottom type	Open	Open	-	-
Max. radius (mm)*	68.5	76.5	86.5	86.5
Max. RCF (g-force)*	12,943	14,454	16,343	16,343

CONTACT US

1300 157 969

SOLUTIONS@OPIRA.COM.AU