

## EXTRACTION CABINET DT 100/150



### Safe extraction through adjustable protective screen



Illustration similar

The extraction cabinet was developed by TBH specifically for laboratory and workshop use. Due to its height adjustability, the system is ideal for painting work and gluing processes. The adjustable protective pane ensures optimum use of the working area and provides a clear view of it. In this manner, dangerous particles can not make their way into the lungs of the worker. The extraction cabinet was designed as a basic unit and can be equipped with various attachments depending on the application. The system is equipped with a reliable and ATEX-safe extraction system. The DT150 is therefore suitable for particles and gases of Zone 22/2 according to the ATEX directive.




### DT 150 ATEX



- Specifically developed to ATEX guidelines for the extraction of explosive dusts (zone 22)
- Providing optimum ahealth protection and safety
- Zone classification according to ATEX directive RL2014/34/EU or RL99/92/EC (ATEX 137)
- Marking EX II 3GD (Gc/Dc) EX IIA T4 / IIIB T120°C
- A sample explosion-protection document is provided for evaluation of the system in combination with the customer's environment.



## Height-adjustable work surface



- Height adjustment of the system and adjustable protective screen.

The system has a height adjustment (max. 100 mm) for optimum adaptation of the working height to the user. For this, the caster legs of the extraction cabinet can simply be extended. The adjustable protective pane allows optimum use of the working area depending on the application.



## Double adsorption power



Active carbon



BAC granulate



Active carbon/BAC

The adsorption of the gaseous substances takes place with activated carbon (physical adsorption) and BAC granulate (chemical adsorption).

In addition, they take up a very broad spectrum of gases and odours.

-> Neutralization through chemical bonding with the reaction substance applied to the substrate material.

## Easy filter changing



## Simple filter removal

- Extraction cabinet with multi-stage design
- No special knowledge required
- Easy handling
- Pre-filter mat and particle filter can easily be changed from above. Slide the protective pane upwards and remove the stainless-steel grids. The filters can now be easily removed.
- The optional activated carbon/BAC filters can be removed toward the front via the door.



## Application-dependent filter equipment



Illustration similar

## Simple filter monitoring

For monitoring of the saturation filters, the system is equipped with a differential-pressure indicator. It indicates the increasing differential pressure of the filters as they gradually become saturated. When a defined value is reached, the filters should be replaced, as the extraction performance decreases with increasing filter saturation.




## Activated carbon filter/BAC (optional)

Depending on the application, the extraction cabinet can optionally be equipped with a gas filter (activated carbon/BAC). The filter is changed from the front via the door of the filter module.



## Foot switch (optional)



Optionally, the system can be factory-equipped with a foot switch to further increase the user-friendliness.



The system is by default equipped with a top light that allows light incidence from above.  
The system can optionally be equipped with an ATEX LED light.

## Operating elements



Main switch



Emergency stop switch



Differential-pressure indicator for filter monitoring



## Applications



### **Cleaning and gluing processes (solvent)**

A variety of gases are produced during gluing processes and when parts are cleaned with solvents. These are much more difficult to separate than solid particles.

Due to their chemical structure, they can easily pass through most filters. Special filters are required to extract gases correctly and reliably.

The system can therefore optionally be equipped with a gas filter (activated carbon/BAC).



### **Refilling work, packaging processes, feeding and conveying processes**

Both in industrial processes and in the laboratory, substances that can release dangerous particles often have to be refilled and restored. It is therefore necessary to do this in a cabinet with an appropriate extrac-

tion system and filter. The particles are thereby reliably collected and separated in the pre-filter mat and the downstream particle filter.

## Applications



### **Work processes with vapours/gases, paint work (e.g. spot repairs)**

During painting, priming and similar processes, a combination of particles and gases is released. In order to separate these optimally, multi-stage filtering is required. Here, the particles are separated in special pre-filter mats and particle filters. The developing gases are much more difficult to separate than solid particles.

Due to their chemical structure, they can pass through most filters without any problems. Special filters are required to extract gases correctly and reliably. The system can therefore optionally be equipped with a gas filter (activated carbon/BAC).

## OFFICES

OPIRA BRISBANE  
32 DIVIDEND ST  
MANSFIELD, QLD 4122

OPIRA MELBOURNE  
25 GRAHAM RD  
CLAYTON SOUTH, VIC

OPIRA PERTH  
9 EARLSTON PLACE  
BOORAGOON WA 6154

OPIRA SYDNEY  
20 DUKE STREET  
FORESTVILLE, NSW 2087

## CONTACT

# 1300 157 969

SOLLUTIONS@OPIRA.COM.AU



Controlled  
Environments  
Accreditation  
No.15597



## Technical data DT 100 / DT 150



Illustration similar

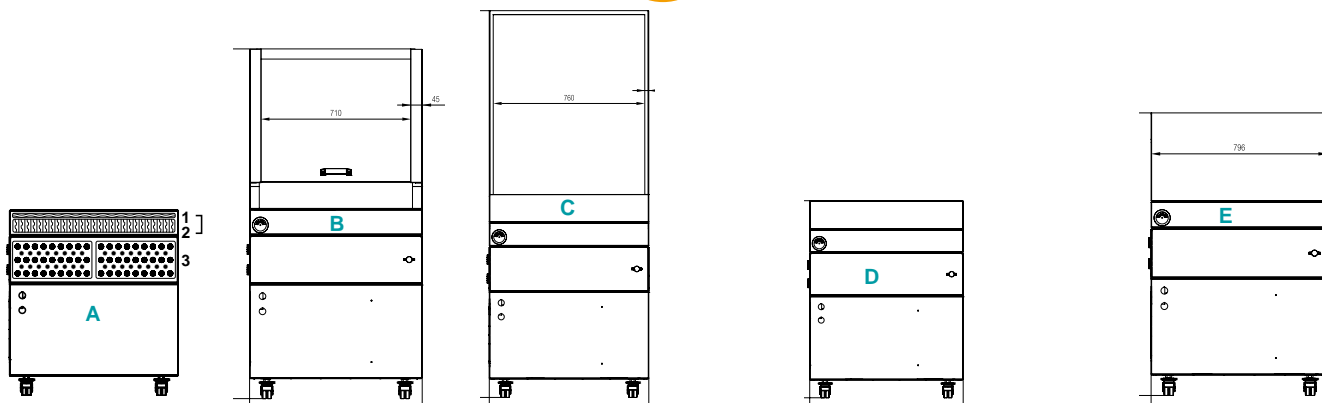
TECHNICAL DATA	UNIT	DT 100 / DT 150
Effective air flow rate	m <sup>3</sup> /h	1000
Max. static pressure	Pa	1500
Voltage	V	230
Frequency	Hz	50
Motor output	kW	0.75
Sound level	db(A)	58
Class of protection	-	1
Drive type	-	Continuous running
Dimensions (HxWxD)	mm	approx. 890x800x680
Weight	kg	approx. 240*
Color	RAL	7035

\* varies depending on selected attachment

FILTER CONFIGURATION	
Pre-filter mat M5 (ISO ePM <sub>10</sub> > 50%)	✓
Particle filter H13	✓
Activated carbon/BAC filter	65 liters



## Ordering data DT 100 / DT 150



DT 100 / DT 150

DT 100 (STANDARD)

DT 150 (ATEX)

DESIGNATION	ART. NO.		ART. NO.	
Extraction cabinet DT 100 (230V 50Hz)	90333	A	-	
Extraction cabinet DT 150 (230V 50Hz)	-		90332*	A
Set pre-filter mat standard + particle filter standard (optional)	15117		-	
Set pre-filter mat standard + particle filter ATEX (optional)	-		15224	
Set pre-filter mat overspray + particle filter standard (optional)	15083		-	
Set pre-filter mat overspray + particle filter ATEX (optional)	-		15225	
Activated carbon/BAC filter (optional)	15115**		-	
Activated carbon/BAC filter ATEX (optional)	-		15081**	
<b>ATTACHMENT</b>				
Cabinet attachment with protection pane	15072	B	-	
Cabinet attachment with protection pane ATEX	-		15174	B
Cabinet attachment without protection pane	14920	C	14920	C
Cover, extraction cabinet	15238****	D	15238****	D
Cabinet attachment, splash guard	15243	E	-	E
<b>SPARE FILTER</b>				
Pre-filter mat, standard	10032	1	10032	1
Pre-filter mat, overspray	15084	1	15084	1
Particle filter, standard	15167	2	-	
Particle filter ATEX	-		15077	2
Activated carbon/BAC filter	15116	3	-	
Activated carbon/BAC filter ATEX	-		15085	3
<b>ACCESSORIES</b>				
Foot switch, standard (optional)	15113***		-	
Foot switch ATEX (optional)	-		15078***	
ATEX LED Light (at delivery)	20229			
ATEX LED Light (upgrade)	20230			

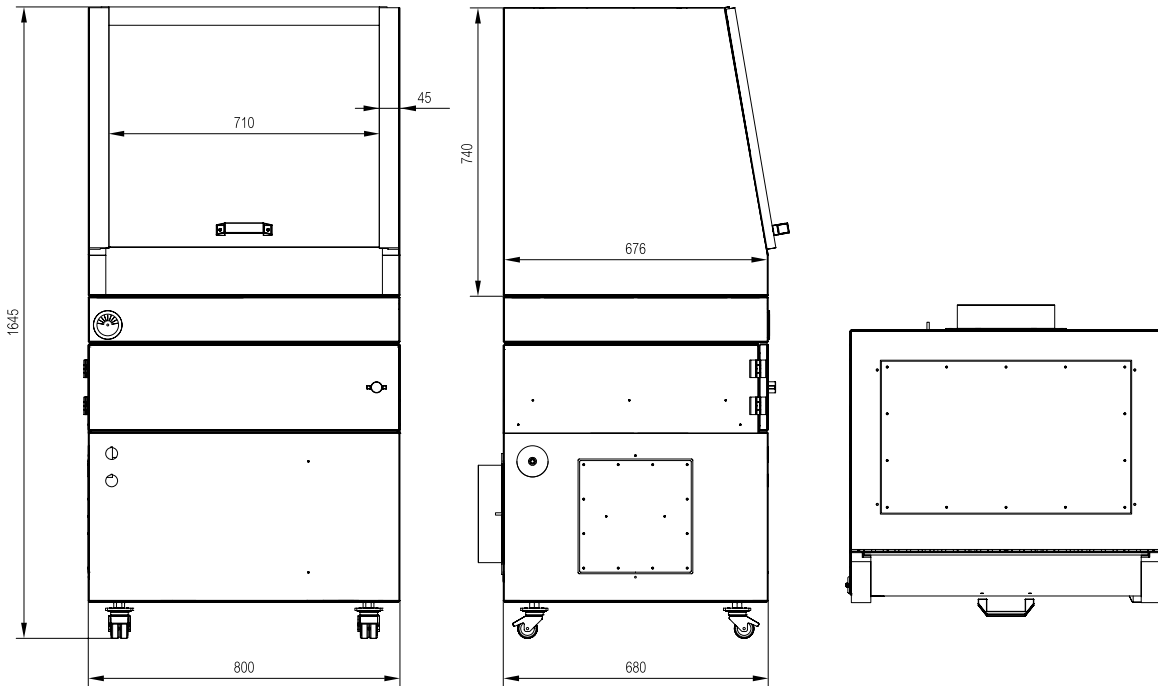
\* not available as ATEX in variants A and E

\*\* optional depending on application

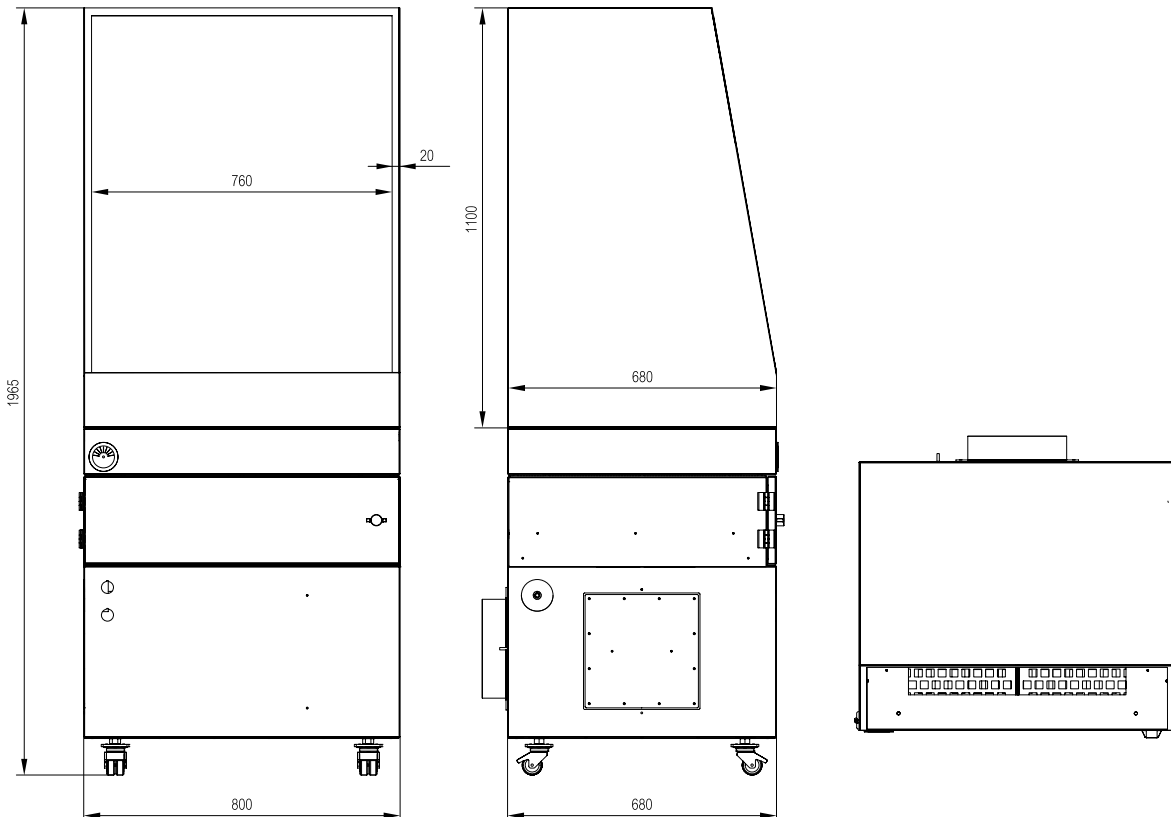
\*\*\* can only be equipped at the factory

\*\*\*\* 2x NW125 rear side

## Technical drawings

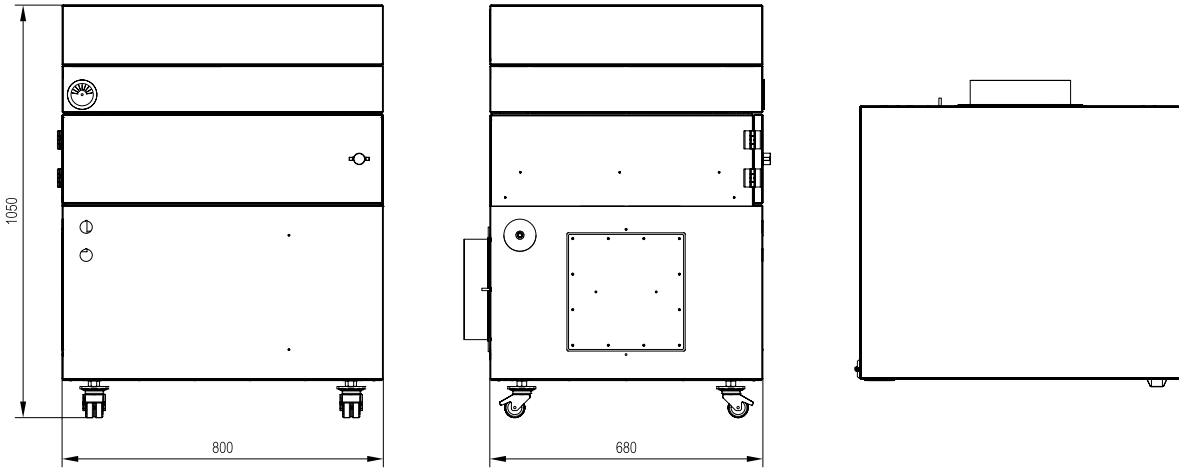


## Cabinet attachment with protection pane

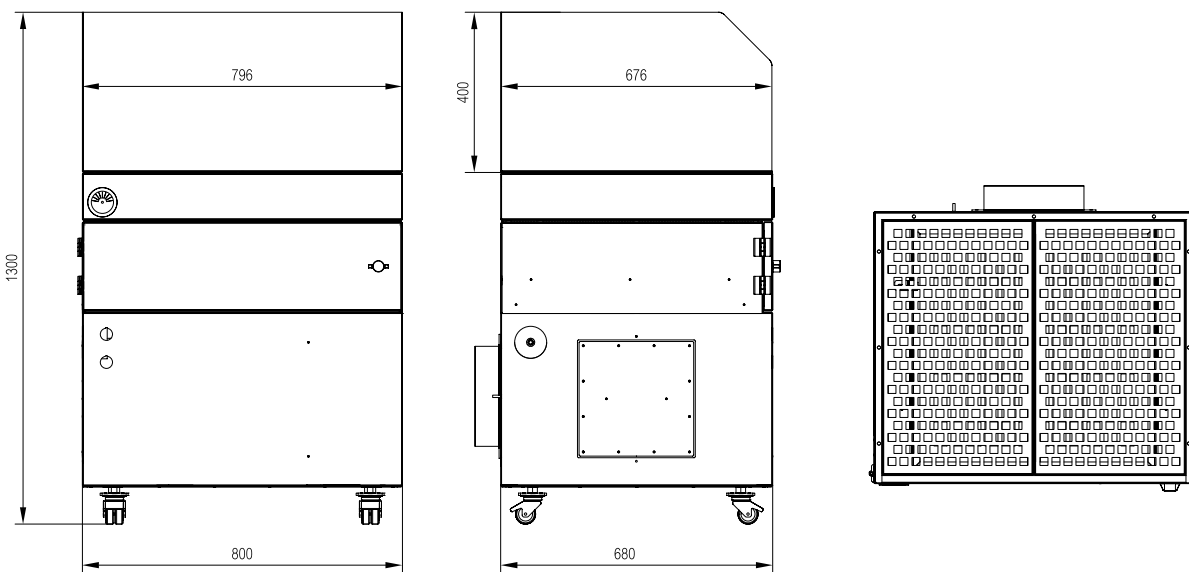


## Cabinet attachment without protection pane

Technical drawings



Extraction system with cover



Cabinet attachment, splash guard